النساجون الشرقيون
ORIENTAL WEAVERS

3Q 2026

INVESTOR PRESENTATION

The world’s
Leading manufacturer of woven carpets



DISCLAIMER

This presentation contains certain forward-looking statements. A forward-looking statement is any statement that does not relate to historical facts and events, and can be identified by the use of such words and phrases as “according to estimates”, “aims”, “anticipates”, “assumes”, “believes”, “could”, “estimates”, “expects”, “forecasts”, “intends”, “is of the opinion”, “may”, “plans”, “potential”, “predicts”, “projects”, “should”, “to the knowledge of”, “will”, “would” or, in each case their negatives or other similar expressions, which are intended to identify a statement as forward-looking. This applies, in particular, to statements containing information on future financial results, plans, or expectations regarding business and management, future growth or profitability and general economic and regulatory conditions and other matters affecting the Company.

Forward-looking statements reflect the current views of the Company’s management (“Management”) on future events, which are based on the assumptions of the Management and involve known and unknown risks, uncertainties and other factors that may cause the Company’s actual results, performance or achievements to be materially different from any future results, performance or achievements expressed or implied by these forward-looking statements. The occurrence or non-occurrence of an assumption could cause the Company’s actual financial condition and results of operations to differ materially from, or fail to meet expectations expressed or implied by, such forward-looking statements.

The Company’s business is subject to a number of risks and uncertainties that could also cause a forward-looking statement, estimate or prediction to differ materially from those expressed or implied by the forward-looking statements contained in this prospectus. The information, opinions and forward-looking statements contained in this communication speak only as at its date and are subject to change without notice. The Company does not undertake any obligation to review, update, confirm or to release publicly any revisions to any forward-looking statements to reflect events that occur or circumstances that arise in relation to the content of this communication.

Contact

Hatem Gamal

Group IR & Investment Analyst

E-mail IR@OrientalWeavers.com

KEY FINANCIAL HIGHLIGHTS 01



FINANCIAL HIGHLIGHTS

النساجون الشرقيون
ORIENTAL WEAVERS

3Q
In EGP B

REVENUE	EBITDA	NET PROFIT	NAP
7.5	1.0	0.7	0.7
▲ 8.4% YoY	13.6% margin ▲ ▲ 9.5% YoY	9.3% margin ▲ 8.0% YoY	9.8% margin ▲ ▲ 18.9% YoY

9M
In EGP B

REVENUE	EBITDA	NET PROFIT	NAP
21.4	3.5	2.7	2.6
▲ 9.9% YoY	16.3% margin ▲ ▲ 28.0% YoY	12.7% margin ▲ ▲ 53.8% YoY	12.3% margin ▲ ▲ 59.1% YoY

KPIs

CCC	NET DEBT/EBITDA	ROA	ROIC
189 Days	-0.1x	7.8%	30.0%
▲ 9 Days YoY	▲ 0.4x YoY	▲ 1.5pp YoY	▲ 10.5pp YoY

1. Adjusted net profit for 9M 2026 is EGP 2.3B after adjusting for EGP 0.6B net capital gains and one-off end of service expense, 2. NAP: Net attributable profit, 3. ROIC is adjusted to FX translation reserves, 4. EBITDA include export subsidies, provisions and ECLs

INCOME STATEMENT HIGHLIGHTS

VOLUME
(M m²)

▼ 6.1%
YoY

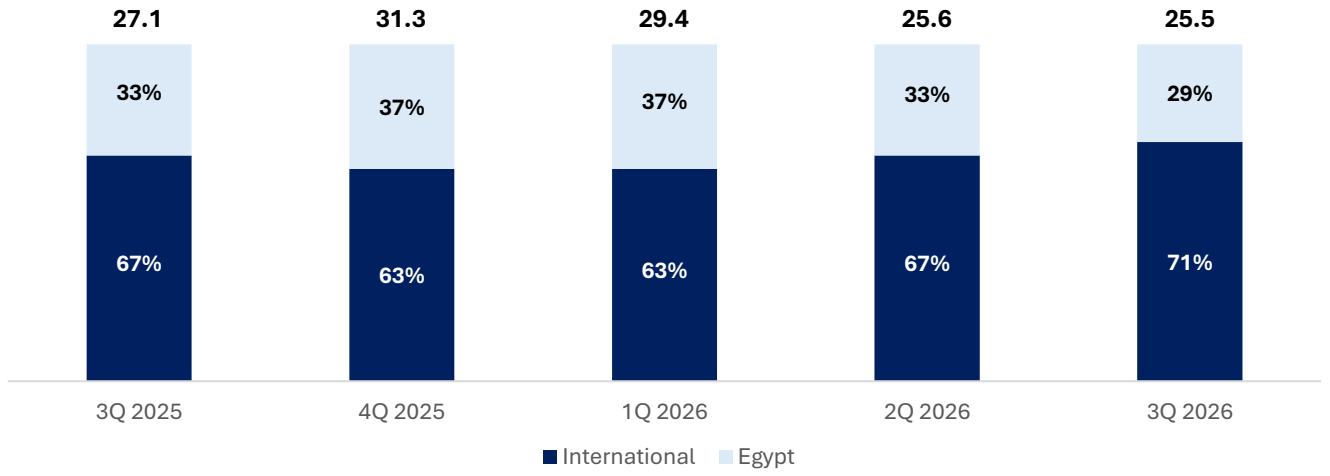

YoY CHANGE

▼ 16%
Egypt

▼ 1.3%
International

VOLUME BREAKDOWN

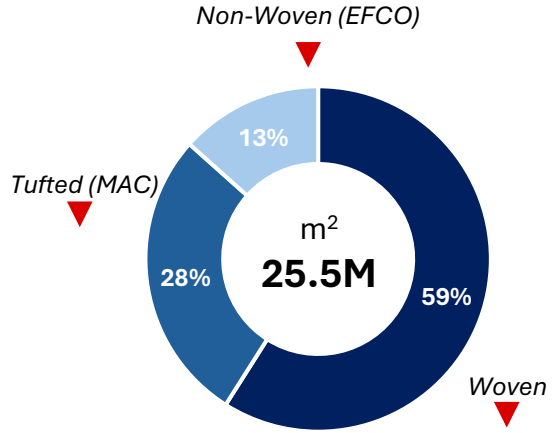

REVENUE
(EGP B)

▲ 8%
YoY

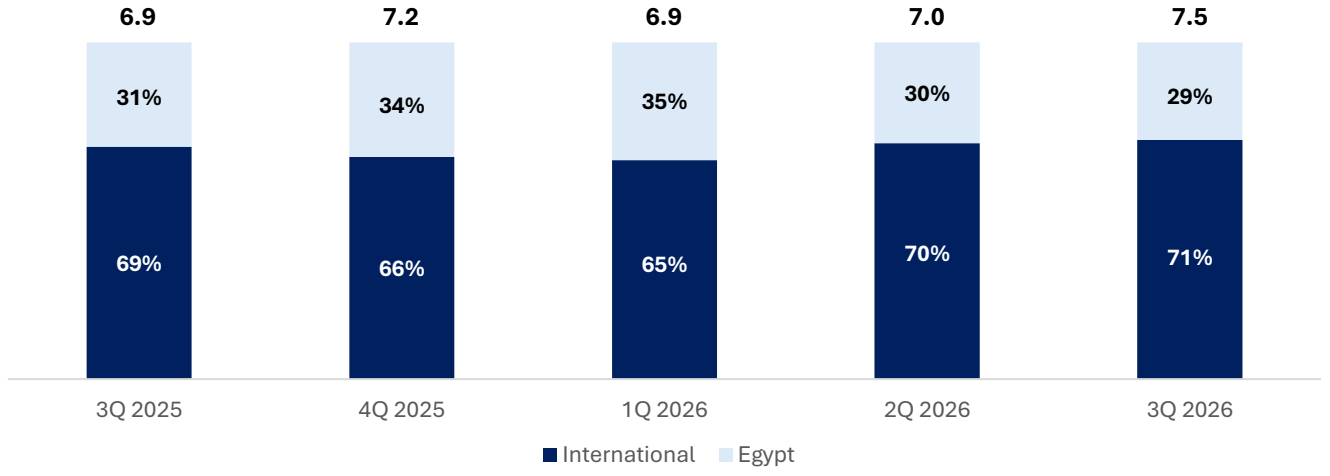

YoY CHANGE

▼ 0.3%
Egypt

▲ 12%
International

REVENUE BREAKDOWN

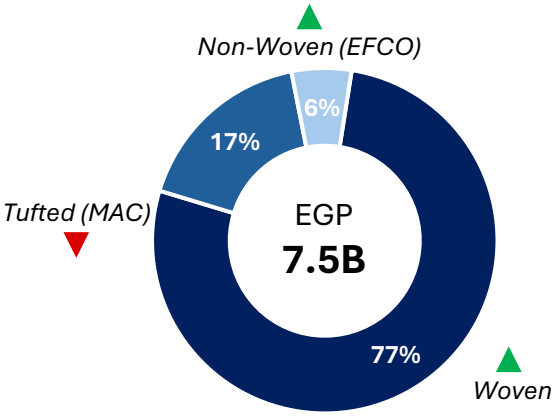

DIVERSIFIED REVENUE FOOTPRINT

REVENUE BREAKDOWN BY REGION

(EGP B)

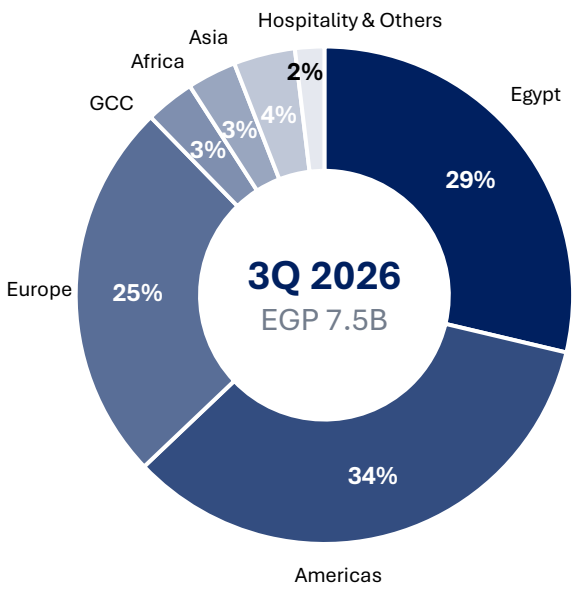

Presence in
118+
Countries



INCOME STATEMENT HIGHLIGHTS

RAW MATERIALS BREAKDOWN

(EGP B)

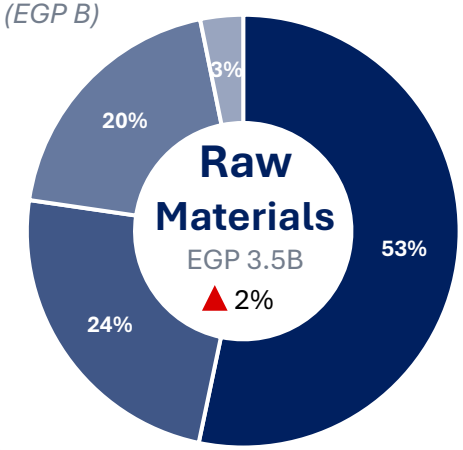

Input	YoY
Polypropylene/Nylon	▲ 10%
Backing	▲ 3%
Finishing Material	▲ 2%
Wool	▼ 56%

POLYPROPYLENE TREND

(US$)

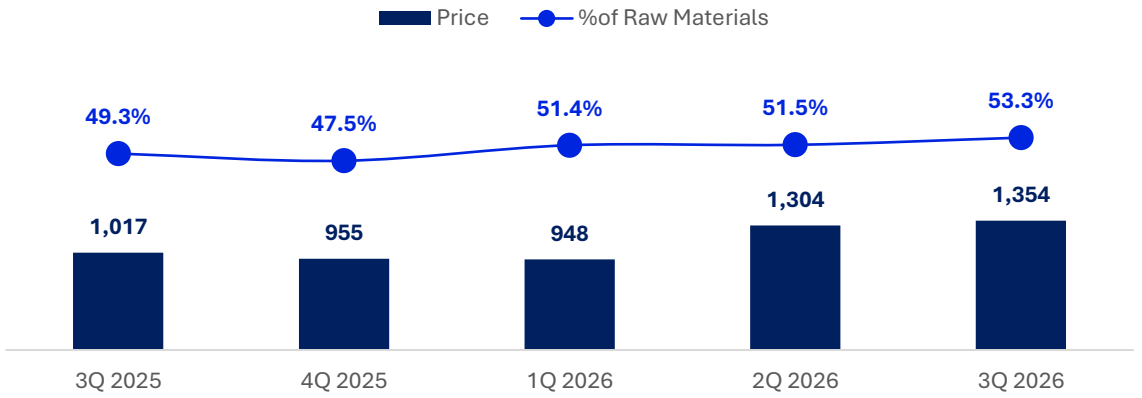

GROSS PROFIT

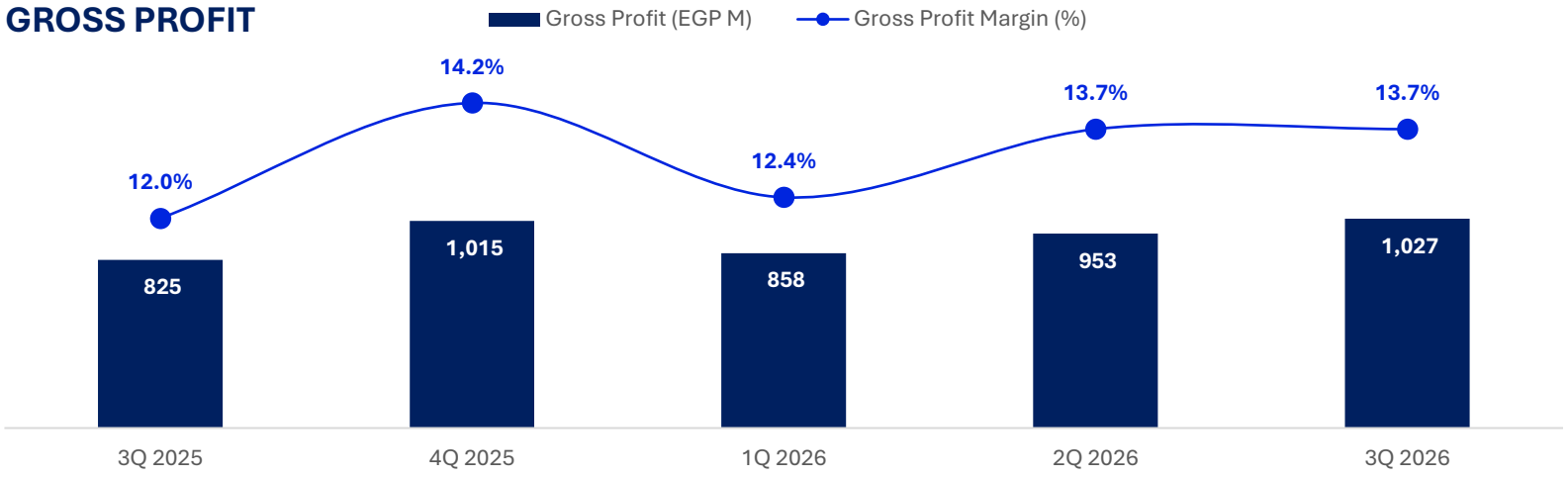

Gross profit increased **24% YoY** to EGP 1,027M, with gross profit margin expanding 1.8pp YoY to **13.7%**, driven by product mix improvement and pricing actions.

INCOME STATEMENT HIGHLIGHTS

EBITDA

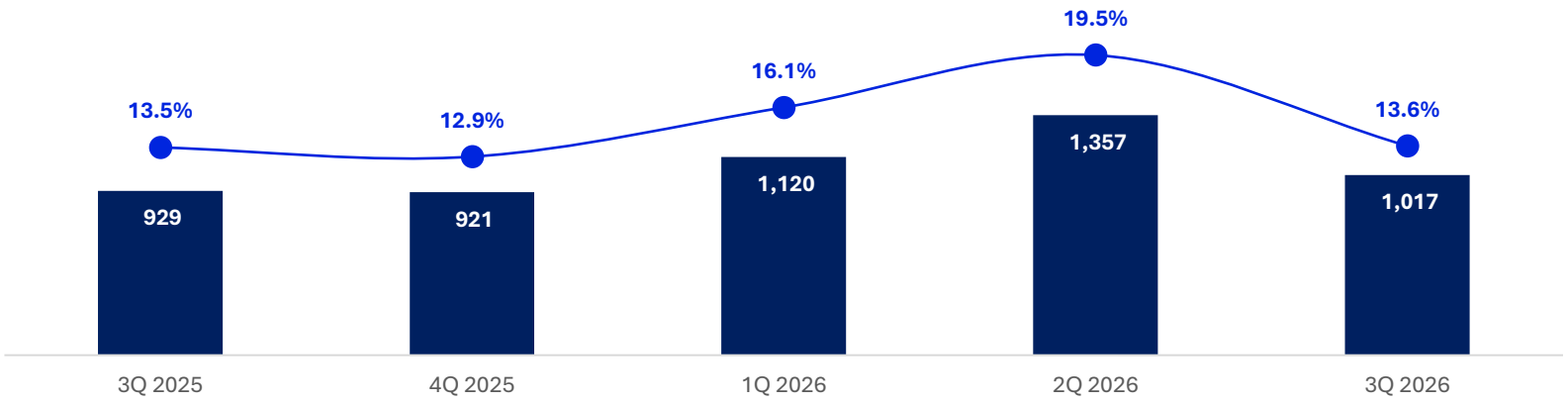

EBITDA include export subsidies, provisions and ECLs

EBITDA increased **9.5% YoY** to EGP 1,017M, with flat EBITDA margin YoY at **13.6%**, as pricing actions offset higher costs and one-off expense.

NET ATTRIBUTABLE PROFIT

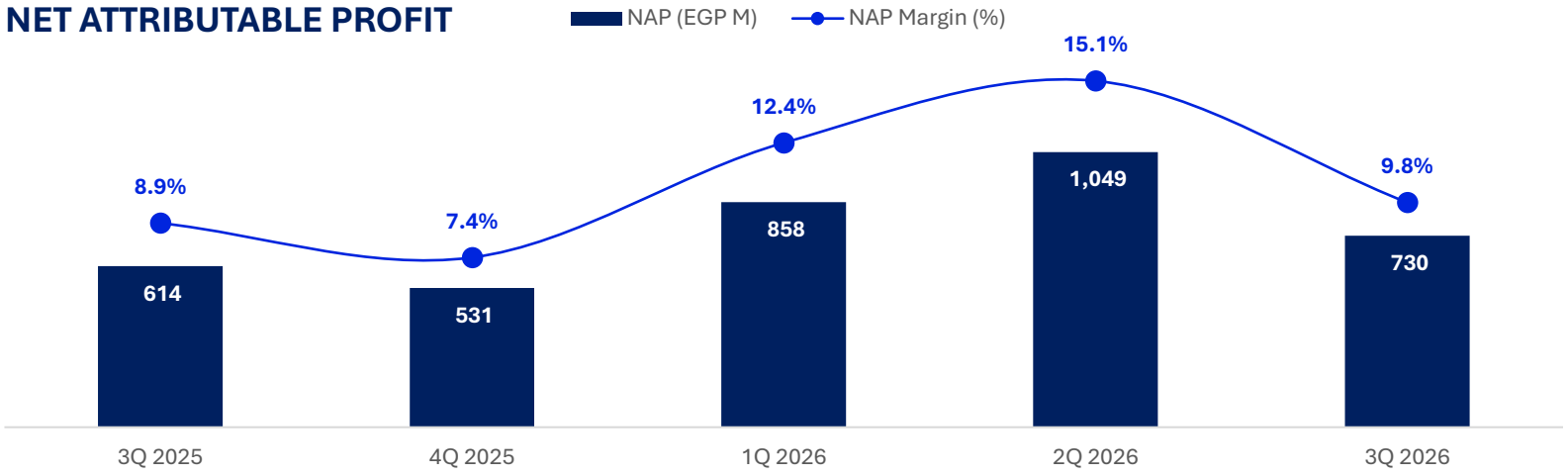

NAP increased **19% YoY** to EGP 730M, with NAP margin expanding 0.9pp YoY to **9.8%**, as pricing actions and EGP 198M of capital gains offset lower export subsidies and a higher effective tax rate.

OW LESS DEPENDENT ON EXPORT SUBSIDIES

EXPORT SUBSIDIES

(EGP M)

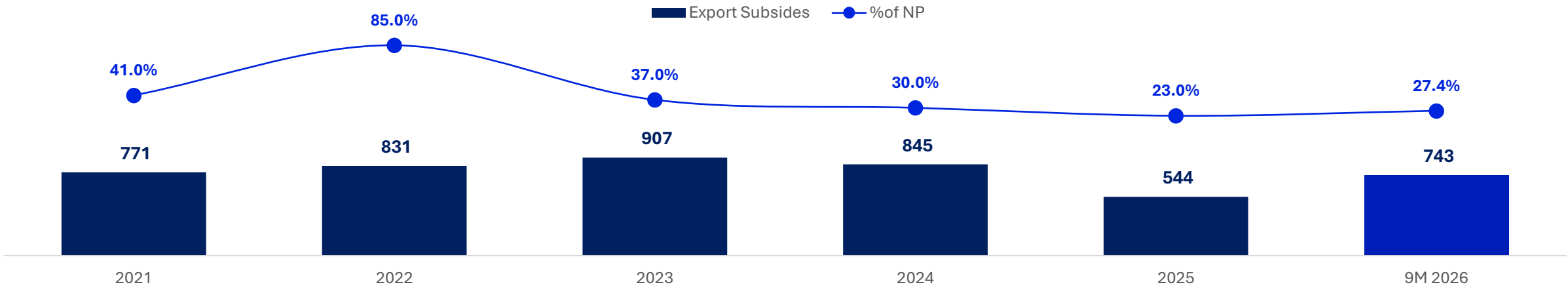

EXPORT SUBSIDIES BREAKDOWN

(EGP M)

Current Backlog: 525

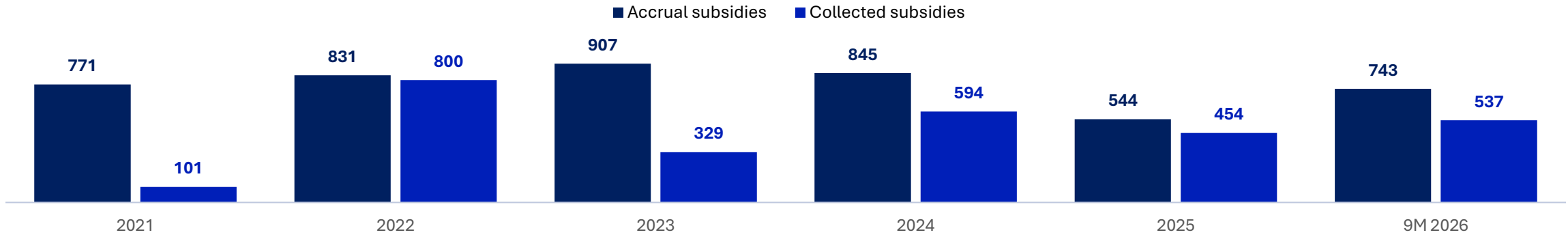

BALANCE SHEET HIGHLIGHTS

FREE CASH FLOW BRIDGE

(EGP M)

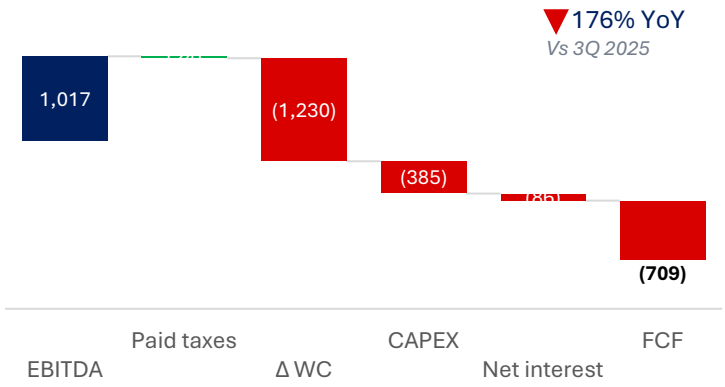

CCC BRIDGE

(Days)

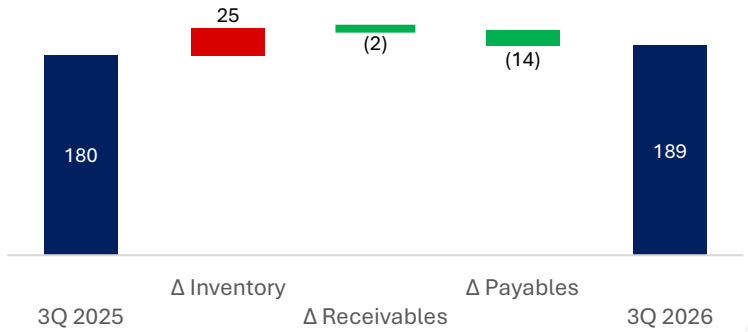

CAPEX

(EGP M)

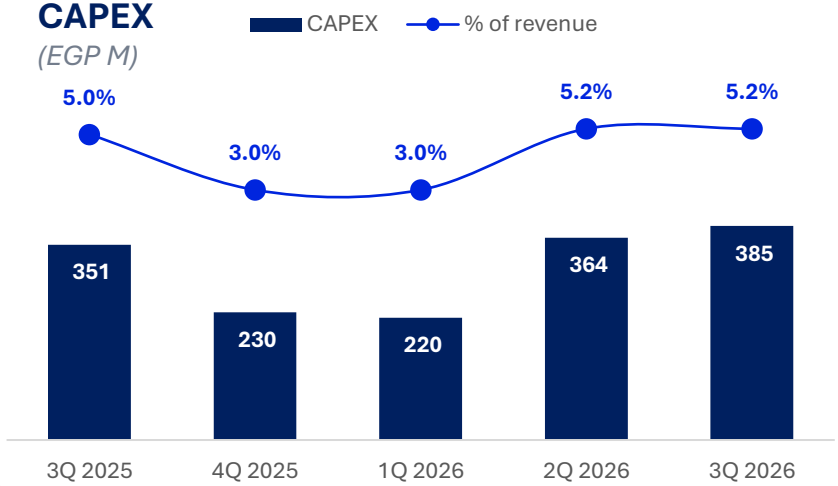

Capital Structure 3Q 2026

CASH MIX

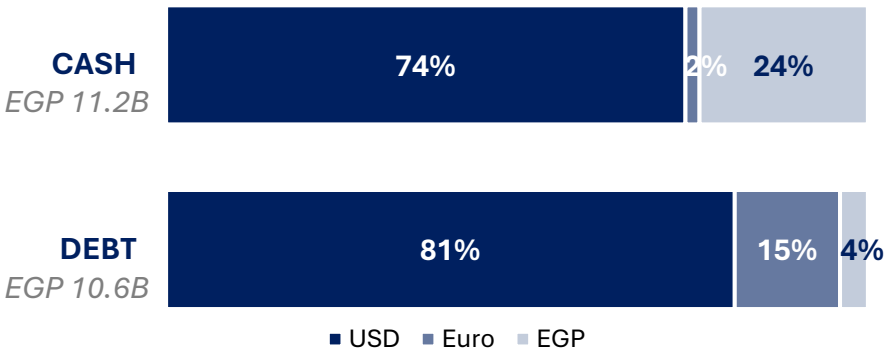

Net Cash
EGP 0.6B

Debt/Equity
0.45x

ROIC

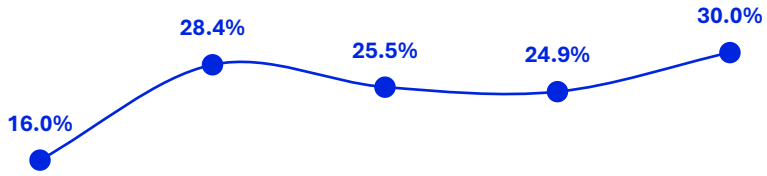

ROIC is adjusted for FX translation reserves

WACC: 15.72%

2022 2023 2024 2025 9M 2026

KEY LANDMARK PROJECTS

02



LANDMARK PROJECTS



Hilton Waldorf ~15,000 m²
London, United Kingdom



Hilton Yas Island ~5,600 m²
Abu Dhabi, United Arab Emirates



InterContinental San Antonio ~4,800 m²
San Antonio, Texas

Thank You

E-mail: IR@orientalweavers.com
Website: Orientalweavers.com/en/investors



ANNEX



FINANCIAL STATEMENTS

EGP M	3Q 2025	3Q 2026	YoY
Inventory	10,581	13,178	24.6%
Cash and Cash Equivalent	6,953	10,099	45.2%
Receivables	4,518	4,813	6.5%
Others	1,453	2,521	73.6%
Current Assets	23,504	30,611	30.2%
Fixed Assets	7,752	7,987	3.0%
Others	2,489	2,599	4.4%
Non-Current Assets	10,241	10,586	3.4%
Total Assets	**33,745**	**41,197**	**22.1%**
Bank Facilities	7,063	9,754	38.1%
Payables	3,144	4,384	39.4%
Others	2,576	3,151	22.3%
Current Liabilities	12,783	17,289	35.2%
Non-Current Liabilities	587	506	(13.9%)
Total Liabilities	**13,370**	**17,795**	**33.1%**
Total Shareholders' Equity	**20,375**	**23,402**	**14.9%**

EGP M	9M 2025	9M 2026	YoY
Net Cash Provided by Operating Activities	2,234	2,183	(2.3%)
Net Cash from Investing Activities	208	(304)	n.m.
Net Cash from Financing Activities	(985)	2,025	n.m.
Net Change in Cash & Cash Equivalents	**1,457**	**3,903**	**167.9%**
Beginning of Period Cash	4,233	4,844	14.4%
Translation Differences of Foreign Entities	(188)	7	n.m.
End of Period Cash	**5,502**	**8,754**	**59.1%**

EGP M	9M 2025	9M 2026	YoY	3Q 2025	2Q 2026	3Q 2026	QoQ	YoY
Revenue	19,462	21,380	9.9%	6,897	6,956	7,479	7.5%	8.4%
Gross Profit	2,335	2,838	21.5%	825	953	1,027	7.7%	24.4%
EBITDA	2,731	3,495	28.0%	929	1,357	1,017	(25.1%)	9.5%
Export Rebates	333	743	123.2%	160	452	89	(80.2%)	(44.0%)
Net Profit	1,763	2,712	53.8%	646	1,121	697	(37.8%)	8.0%
Adj. Net Profit	1,753	2,343	33.6%	643	1,126	578	(48.5%)	(10.0%)
NAP	1,658	2,638	59.1%	614	1,049	730	(30.4%)	18.9%
Margins:								
GPM (%)	12.0%	13.3%	1.3%	12.0%	13.7%	13.7%	0.0%	1.8%
EBITDA margin (%)	14.0%	16.3%	2.3%	13.5%	19.5%	13.6%	(5.9%)	0.1%
NPM (%)	9.1%	12.7%	3.6%	9.4%	16.1%	9.3%	(6.8%)	0.0%
Adj. NPM (%)	9.0%	11.0%	2.0%	9.3%	16.2%	7.8%	(8.5%)	(1.5%)
NAP margin (%)	**8.5%**	**12.3%**	**3.8%**	**8.9%**	**15.1%**	**9.8%**	**(5.3%)**	**0.9%**

1. Adjusted net profit for 9M 2026 is EGP 2.3B after adjusting for EGP 0.6B net capital gains and one-off end of service expense, 2. NAP: Net attributable profit, 3. EBITDA include export subsidies, provisions and ECLs

CARPET TECHNOLOGY 101

Three distinct construction technologies — from loom-woven pile to needle-punched fibre — produced across 27 facilities.

TECHNOLOGY	WOVEN	TUFTED	NON-WOVEN
	Oriental Weavers · 20 facilities	MAC Carpet · 4 facilities	EFCO · 3 factories
			
CONSTRUCTION	Yarn interlaced on looms — thick, heavy, dense pile.	Clusters of yarn inserted into a primary backing — thinner build.	Staple fibre needle-punched into a sheet — no yarn, no weaving.
MATERIALS	Wool (New Zealand), cotton, polyester and polypropylene.	Polypropylene and polyester yarns.	PP staple fibre and master batch made in-house; recycled polyester.
PATTERN & DESIGN	Woven into the structure.	Applied after tufting via Chromo Jet or digital printers.	Digital print on plain rolls; texture set at punch stage.
BACKING	Latex coating to stabilise the pile.	Latex, TPR or PVC coat.	Latex, PVC or foam.
APPLICATIONS	Premium rugs, wall-to-wall carpeting, room-size carpets, and indoor/outdoor rugs.	Wall-to-wall, indoor/outdoor rugs, artificial grass, car mats, 3D floor panels, runners.	Wall-to-wall, indoor/outdoor rugs, underlay and rug pads, car mats, bathmats.